Setup Sheet

Driver Details
- Name
- Date

Motor and Gearing
- Motor
- Spur
- Pinion

Temperature
- °c

Surface
- Carpet ☐ Tarmac ☐ Wood ☐ Mixed ☐
- Circuit ☐ Oval ☐ Smooth ☐ Bumpy ☐

Wheels and Tyres

Front Left Foam	Front Right Foam
Front Left Dia.	Front Right Dia.
Front Left Additive ☐	Front Right Additive ☐
Glue Dots ☐	Glue Dots ☐
Rear Left Foam	Rear Right Foam
Rear Left Dia.	Rear Right Dia.
Rear Left Additive ☐	Rear Right Additive ☐

Batteries
- 4 Cell ☐ 1S ☐ Shorty ☐
- 6 Cell ☐ 2S Saddle ☐

Chassis and Electrics
- 4 Cell ☐ 6 Cell ☐
- Bodyshell
- Wing
- E.S.C
- Servo
- Receiver

Front

Camber Plate 1° ☐ 2° ☐

Front Toe In °

- 5lb/in White ☐
- 7lb/in Yellow ☐
- 10lb/in Blue ☐
- 14lb/in Green ☐
- 19lb/in Red ☐
- 26lb/in Black ☐

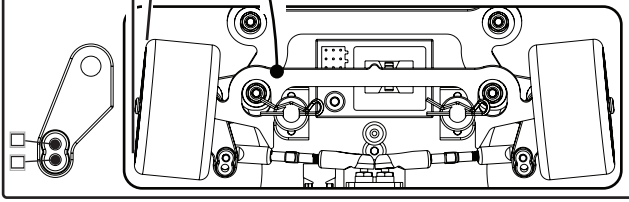

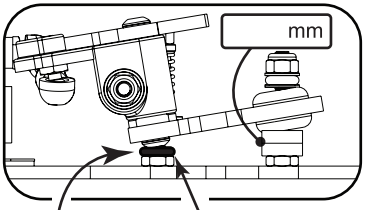

- None ☐
- White ☐
- Blue ☐
- Red ☐
- Black ☐

No. of O'rings 0☐ 1☐ 2☐

Front Ride Height mm

Centre

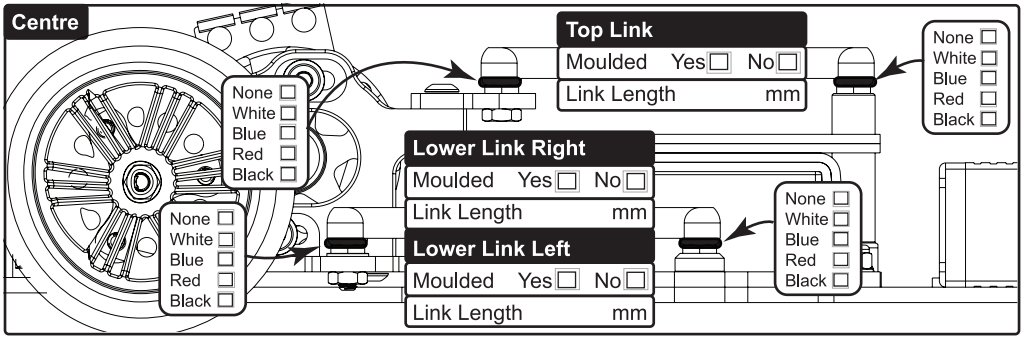

Top Link
- Moulded Yes ☐ No ☐
- Link Length mm

Lower Link Right
- Moulded Yes ☐ No ☐
- Link Length mm

Lower Link Left
- Moulded Yes ☐ No ☐
- Link Length mm

- None ☐
- White ☐
- Blue ☐
- Red ☐
- Black ☐

Rear

Motor Spacer ☐

- 5lb/in White ☐
- 7lb/in Yellow ☐
- 10lb/in Blue ☐
- 14lb/in Green ☐
- 19lb/in Red ☐
- 26lb/in Black ☐

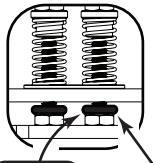

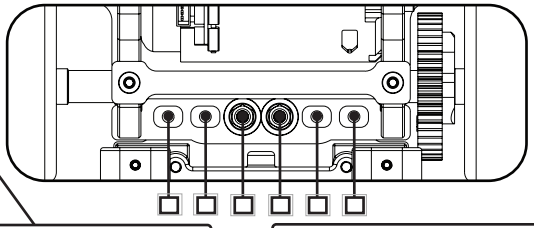

- White ☐
- Blue ☐
- Red ☐
- Black ☐

No. of O'rings 0☐ 1☐ 2☐

Rear Ride Height mm